




V A L V E S

Ball Valves for Hydraulic Use

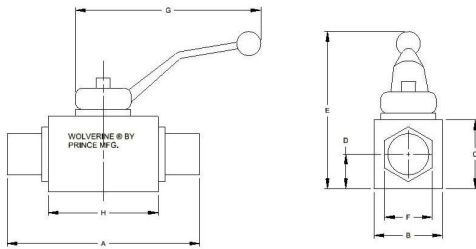


FEATURES:

- 1/4", 3/8", 1/2" sizes 7,250 PSI (CWP)
- Carbon Steel Body Zinc Plated
- Hard Chrome Plated Steel Ball, POM Seat
- 3 way valves are "L" Type
- Operating Temp -20° to 175° F
- Not Recommended for Steam, Gas, or Water Service

2 Way High Pressure Ball Valves

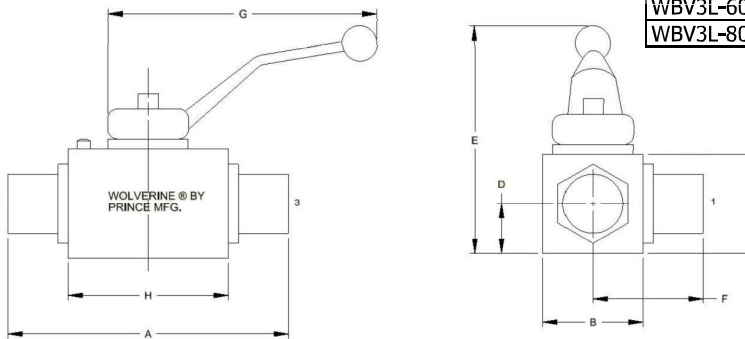
MODEL No.	PORT SIZE	MAX PSI	SHIPPING WEIGHT	LIST PRICE
WBV2-SAE6	SAE6	7,250 PSI	1.5	Call
WBV2-SAE8	SAE8	7,250 PSI	2.0	45.00



MODEL NO.	A	B	C	D	E	F	G	H
WBV2-SAE6	2.83	1.25	1.42	.63	2.87	1.06	4.72	1.65
WBV2-SAE8	3.27	1.38	1.50	.70	2.95	1.18	4.72	1.85

3 Way High Pressure Ball Valves (L-Bore)

WBV3L-600	3/8" NPTF	7,250 PSI	2.0	Not Stocked
WBV3L-800	1/2" NPTF	7,250 PSI	2.5	Not Stocked



MODEL NO.	A	B	C	D	E	F	G	H
WBV3L-600	2.83	1.25	1.42	.63	2.87	2.05	4.72	1.65
WBV3L-800	3.27	1.38	1.50	.70	2.95	2.26	4.72	1.85